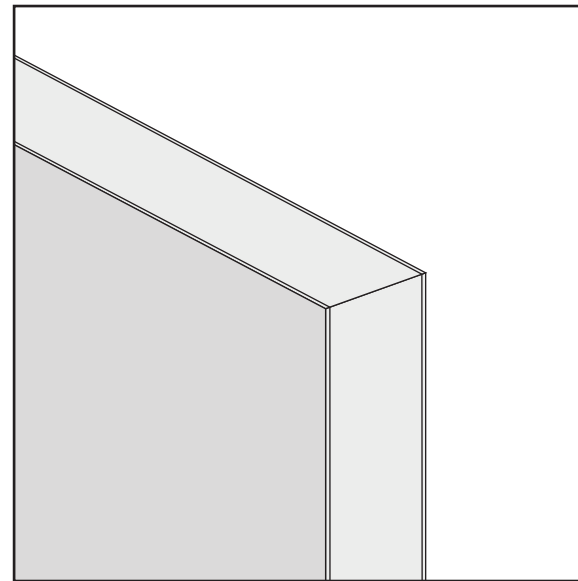

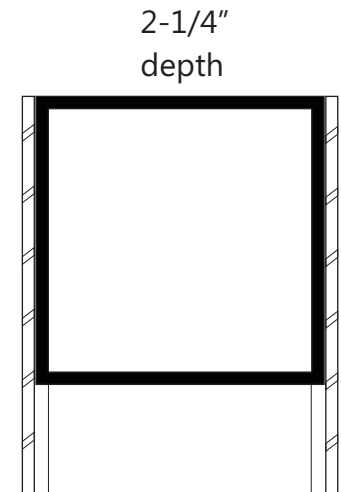


## Series 300-2M

2-1/4" deep aluminum post & panel sign



OBLIQUE VIEW



SECTION VIEW

Non-illuminated  
Variable size, up to approximately 30 sq. ft.  
2-1/4" deep panel with flush .090" aluminum faces  
2" square posts  
Baked 2-part acrylic polyurethane finish  
Direct burial or base-plate mounting